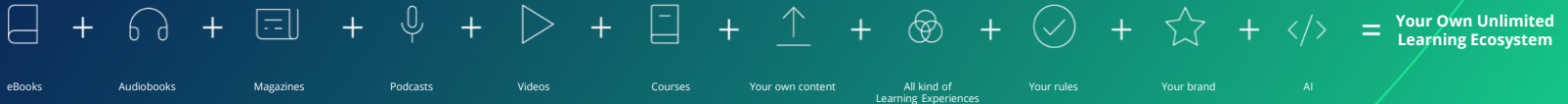
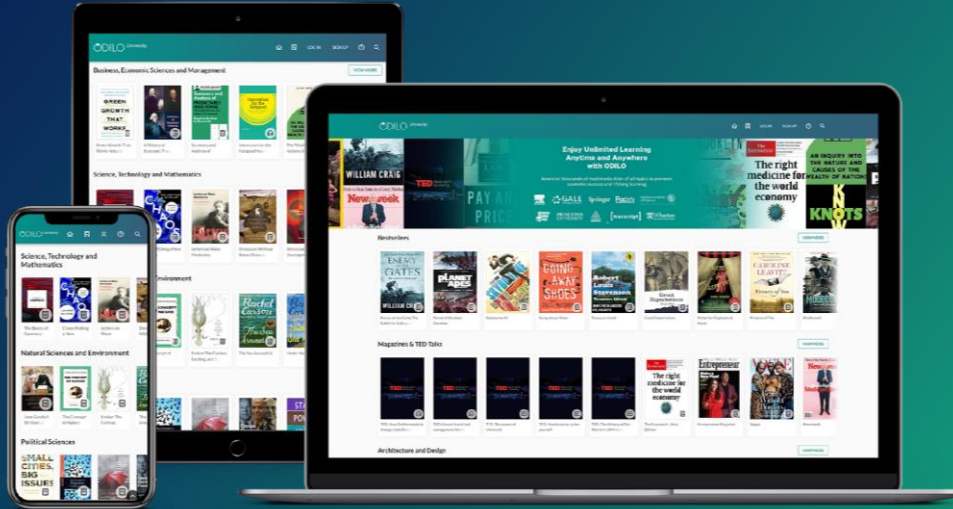




Welcome to your own Unlimited Learning Ecosystem

Insert Partner Logo Here



HOW TO REGISTER AND ACCESS TO THE WEB PLATFORM VIA ACCESS CODE

STEP 1: Access via web to <https://academic.odilo.us/>

STEP 2: Select “SIGN-UP/CREATE ACCOUNT” in the upper-right portion

The screenshot displays the website interface for academic.odilo.us. The browser's address bar shows the URL. The navigation bar at the top right contains 'LOG IN' and 'SIGN UP' buttons, with the 'SIGN UP' button circled in red. A red arrow points from the 'SIGN UP' button to the text in Step 2. Below the navigation bar, there are two main content sections: 'Magazines' and 'Administration, Economic Sciences and Management'. The 'Magazines' section features five magazine covers: 'The Economist - Asia Edition', 'Entrepreneur Magazine', 'Vogue', 'Newsweek', and 'National Geographic Magazine'. The 'Administration, Economic Sciences and Management' section shows the beginning of a grid of book covers, including 'SEVEN PRINCIPLES FOR CREATING INCREDIBLY', 'CASSANDRA FRANGOS CRACK THE SUITE', 'AMAZON', 'MAKE', and 'Operations Supply Chain Management at the Core of the Enterprise'.

HOW TO REGISTER AN ACCOUNT ONLINE VIA ACCESS CODE

STEP 3: Insert the code “MAPUA2021” and press the “VALIDATE” button

University

LOG IN SIGN UP

Log In Create Account

Enter the code you received below to register

Code

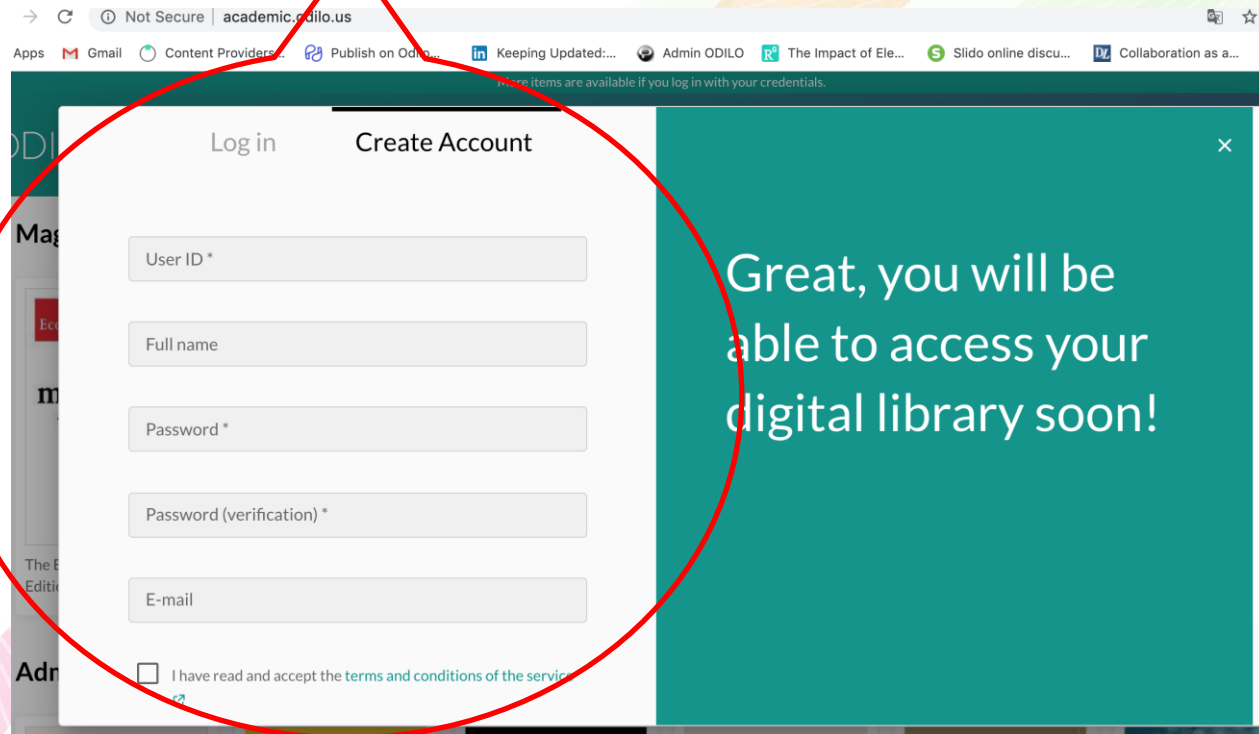
VALIDATE

Great, you will be able to access your digital library soon!

CASSANDRA FRANGOS CRACK THE

HOW TO REGISTER AN ACCOUNT ONLINE VIA ACCESS CODE

STEP 4: Complete the registration information then LOG-IN to your personal account



The screenshot shows a web browser window with the URL `academic.odilo.us`. The page displays a registration form with the following fields:

- User ID *
- Full name
- Password *
- Password (verification) *
- E-mail

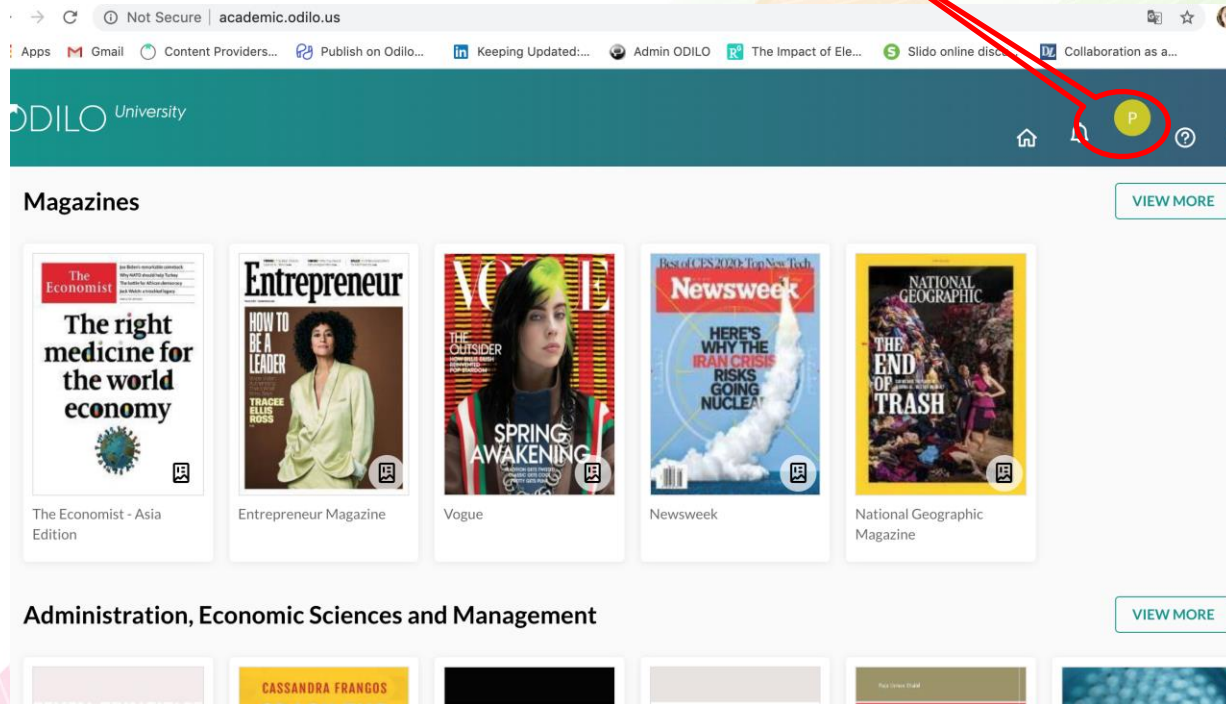
At the bottom of the form, there is a checkbox labeled "I have read and accept the terms and conditions of the service".

To the right of the form, a teal banner contains the text: "Great, you will be able to access your digital library soon!".

A red circle is drawn around the registration form fields, and a red line points from the text in the dark teal box above to the top of the form.

HOW TO REGISTER AN ACCOUNT ONLINE VIA ACCESS CODE

STEP 5: Congratulations, you are already in the platform!



The screenshot shows a web browser at the URL `academic.odilo.us`. The page header features the ODILO University logo and navigation icons. A red circle highlights a yellow profile icon with the letter 'P' on the right side of the header. Below the header, the page displays a 'Magazines' section with five magazine covers: 'The Economist - Asia Edition', 'Entrepreneur Magazine', 'Vogue', 'Newsweek', and 'National Geographic Magazine'. Each cover includes a 'VIEW MORE' button. Below the magazines, there is a section for 'Administration, Economic Sciences and Management' with a 'VIEW MORE' button and several smaller, partially visible image thumbnails.

ACCESS TO THROUGH MOBILE APP (ANDROID/IOS)

ANDROID

1. **Download in Play Store the app Odilo APP**

<https://play.google.com/store/apps/details?id=es.odilo.odiloapp&gl=ES>

2. Select Country: **Philippines**.
3. Select Library: **“Odilo Academic”**
4. Insert your **User** and **Password**.
5. Congratulations! You now have your Android APP activated.

IOS

1. **Download in Apple Store**

<https://apps.apple.com/es/app/odilo-app/id976580042>

2. Select Library: **“Odilo Academic”**
3. Insert your **User** and **Password**.
4. Congratulations! You now have your APP IOS activated.